

NCL
NORWEGIAN
CRUISE LINE®

DECK BY DECK

DECK PLANS &
ACCOMMODATION GUIDE



PRIDE OF AMERICA ACCOMMODATION

SUITES

All Suites include butler and concierge service and feature king- or queen-size beds, luxury baths and private balconies.

S4 2-BEDROOM DELUXE FAMILY SUITE WITH BALCONY

These spacious Suites are perfect for the whole family to enjoy a luxury holiday. With room for six guests, they feature two separate bedrooms (one with a king-size bed and walk-in-wardrobe and one with two lower convertible beds) and additional bedding to accommodate two more. Along with two bathrooms, one with a whirlpool tub, a living room and private balcony to marvel at the stunning forward-facing views. Includes butler and concierge service.

S5 DELUXE OWNER'S SUITE WITH LARGE BALCONY
Up to four guests will enjoy an incredible getaway in this awesome Suite. Features a separate bedroom with king-size bed and walk-in wardrobe, living room with double sofa bed, baby grand piano, dining room, large, private balcony with hot tub and dining area, luxury bath with whirlpool tub and separate shower, plus a guest bathroom. Butler and concierge service included.

S7 S8 OWNER'S SUITE WITH LARGE BALCONY
With lots of space, these stylish Suites offer a perfect retreat for four guests. They include a separate bedroom with king-size bed and walk-in wardrobe, additional bedding to accommodate two more and a luxury bath with whirlpool tub. Along with a living room, dining room and a large, private balcony with hot tub to soak in while admiring the amazing views. All this, plus butler and concierge service. (Staterooms on Deck 13 do not have hot tubs on the balcony, a walk-in wardrobe or whirlpool tub.)

SA DELUXE PENTHOUSE WITH LARGE BALCONY



Enjoy the magnificent views from the large balcony of these amazing Penthouses that sleep up to six guests and include a bedroom with a king-size bed, plus a double sofa bed and double murphy bed. Along with a luxury bath with bathtub and a living and dining area. They also can connect to an Owner's Suite with Large Balcony so you can spread out in ultimate luxury. Plus, you'll have the services of a butler and concierge.

SG 2-BEDROOM AFT-FACING FAMILY SUITE WITH BALCONY
Perfect for the whole family, gather together and marvel at the unparalleled views from the aft-facing balcony. With room for five, these Suites include two separate bedrooms, one with a queen-size bed and one with a double sofa bed, plus a single sofa bed. Along with a luxury bath and living room to relax in. Plus, they can connect to Aft-Facing Balcony staterooms so you can spread out yet enjoy the amazing views together. Butler and concierge service included.

SH SI SJ SK SL PENTHOUSE WITH LARGE BALCONY*

With a large balcony to admire the amazing views and room for up to six guests, these modern Penthouses are the perfect way to cruise in style. Most include a separate bedroom with king-size bed, additional bedding for up to four more, plus a luxury bath, walk-in wardrobe and living and dining room. All with the indulgence of butler and concierge service.

SQ 1-BEDROOM OBSTRUCTED VIEW FAMILY SUITE
Have a large family? We've got you covered in these modern suites that accommodate up to eight guests. They feature two lower beds that convert into a queen and a double sofa bed, plus an extra bedroom that includes two lower beds that convert to a queen and two pullman beds. Along with two bathrooms with showers as well as butler and concierge service. (No Balcony).

BALCONY STATEROOMS

Floor-to-ceiling glass doors open to a private balcony. Two lower beds convert to a queen-size bed with additional bedding to sleep a total of three or four guests.

B1 AFT-FACING BALCONY

These staterooms offer truly incredible views from the aft-facing balcony and a great way to feel the fresh ocean breezes. With room for up to three guests, they include two lower beds that convert into a queen-size bed, a sitting area with a single sofa bed and floor-to-ceiling glass doors that open to a large, private balcony. Plus, some can connect to Two-Bedroom Family Suites so you can spread out yet enjoy the magnificent vistas together.

B4 FAMILY BALCONY*

With room for up to four guests, these staterooms are great for the family to cruise together and spread out in comfort. They include two lower beds that convert into a queen-size bed, a convertible sofa and a pullman bed. Along with a sitting area and floor-to-ceiling glass doors that open to a private balcony. Plus, some can connect so your group can spread out even more.

B6 LARGE BALCONY*

Step out onto your large balcony and marvel at the awesome views. Mostly located at the front of the ship with room for up to three guests, they feature two lower beds that convert into a queen-size bed, some have a convertible sofa bed to accommodate one more, plus a comfy sitting area. And many can connect so you can spread out yet enjoy the views together.

BA BB BF BALCONY*



With room for up to three guests, these staterooms include two lower beds that convert into a queen-size bed, and some feature a convertible sofa to accommodate one more. Along with a sitting area, floor-to-ceiling glass doors and a private balcony offering great views. Plus, some can connect so you can spread out yet stay together.

BT SOLO BALCONY

These spacious staterooms include a queen-size bed, sitting area and floor-to-ceiling glass doors that open onto a private balcony. Staterooms are priced exclusively for solo travellers and include access to the private Studio Lounge.

OCEANVIEW, INSIDE AND STUDIO STATEROOMS

All feature two lower beds that convert to a queen-size bed. Studios feature a full-size bed.

O4 FAMILY OCEANVIEW

Perfect for the family, these staterooms accommodate four guests and feature two lower beds that convert into a queen-size bed and two pullman beds, plus a picture window to admire the incredible view together. And you're close to the theatre, great shopping and delicious dining.

OA OCEANVIEW WITH PICTURE WINDOW

With room for up to three guests, these staterooms include two lower beds that convert into a queen-size bed, and some feature a single sofa bed to accommodate one more. You'll also have a big picture window to enjoy the amazing view. Plus, easy access to everything on board. Travelling with family or friends? Some can connect for even more options.

OK OBSTRUCTED OCEANVIEW

These staterooms combine comfort and value. They include two lower beds that convert into a queen-size bed, additional bedding to accommodate up to two more and a picture window with an obstructed view. Plus, some can connect, perfect when travelling with family or friends.

OT SOLO OCEANVIEW

These staterooms feature a large round window and a queen-size bed. Staterooms are priced exclusively for solo travellers and include access to the private Studio Lounge.

I4 FAMILY INSIDE

These Family Inside staterooms are a great way for the whole family to cruise. With room for up to four guests, they feature two lower beds that convert into a queen-size bed as well as two pullman beds.

IA IB IF INSIDE*

With room for up to four guests, these staterooms are the most affordable way to cruise. They include two lower beds that convert into a queen-size bed, and some feature additional bedding to accommodate up to two more.

IT SOLO INSIDE

These staterooms include a queen-size bed and the same amenities as other inside staterooms. Staterooms are priced exclusively for solo travellers and include access to the private Studio Lounge.

T1 SOLO STUDIO

These staterooms are specifically designed and priced for the solo traveller. Studios are created with your comfort in mind with thoughtful features like soft mood lighting, a full-size bed, a door to the Studio Lounge and separate areas for your bathroom, sink and shower. All this in 9 square metres of living space. Plus, you'll have private access to the exclusive Studio Lounge.

PRIDE OF AMERICA SCHEMATICS

S5 Deluxe Owner's Suite with Large Balcony. Sleeps up to four.



S8 Owner's Suite with Large Balcony. Sleeps up to four.



S4 2-Bedroom Deluxe Family Suite with Balcony. Sleeps up to six.



BB Balcony. Sleeps up to three.



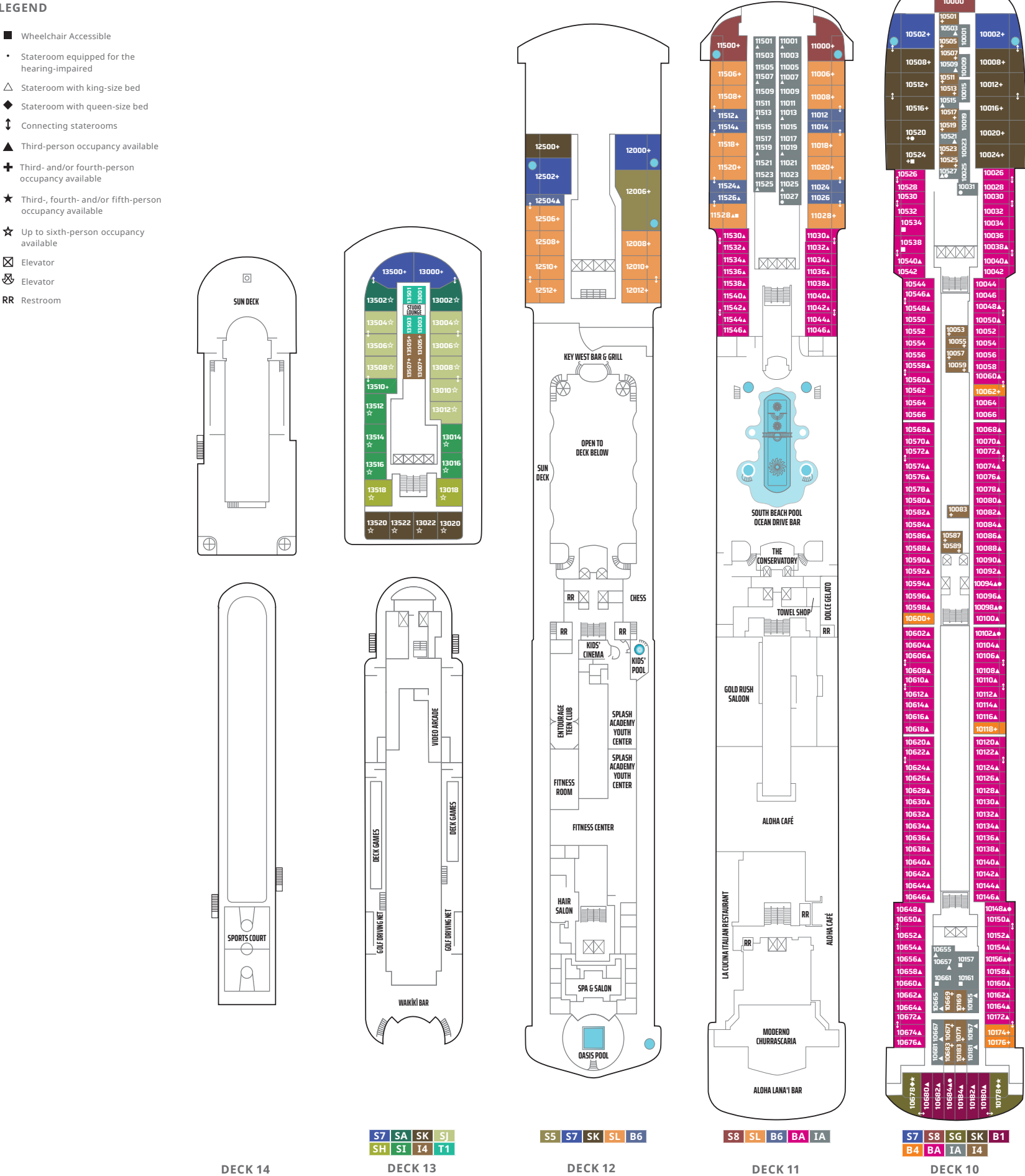
OA Oceanview with Picture Window. Sleeps up to three.

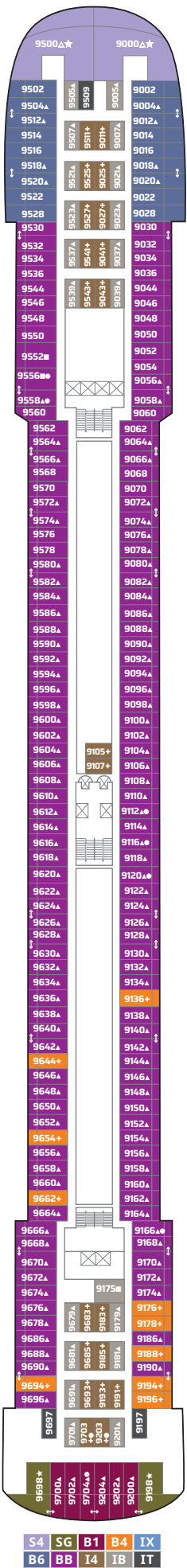


IA Inside. Some sleep up to four.

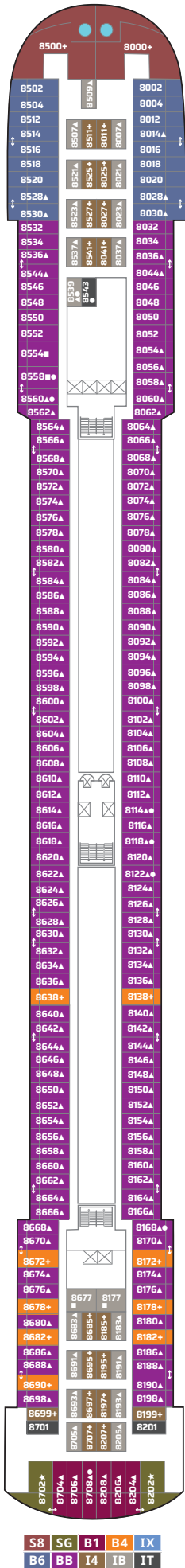


PRIDE OF AMERICA DECK PLANS

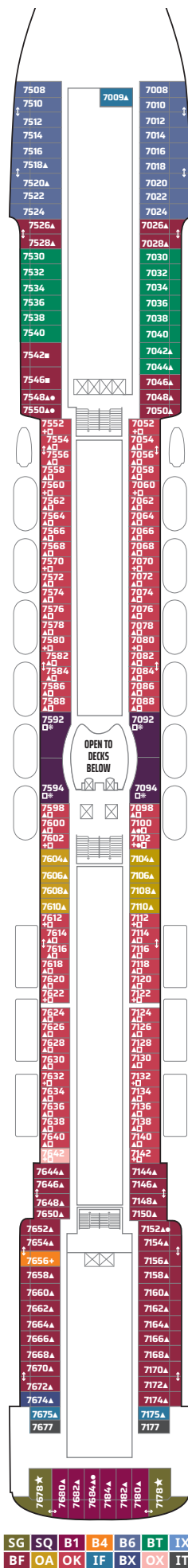




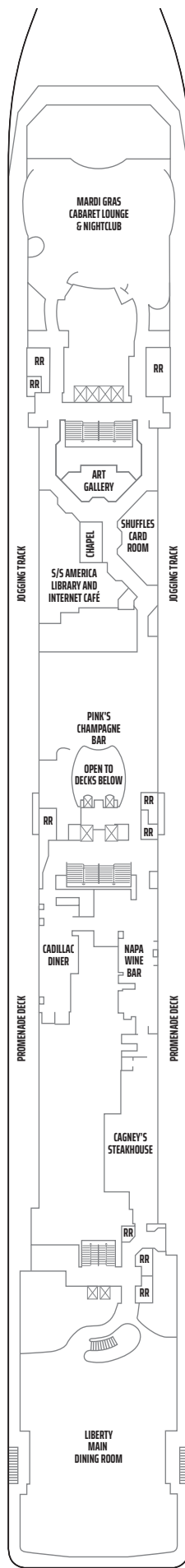
DECK 9



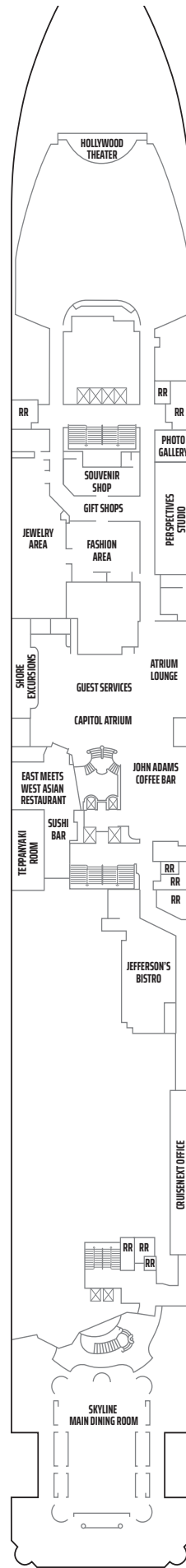
DECK 8



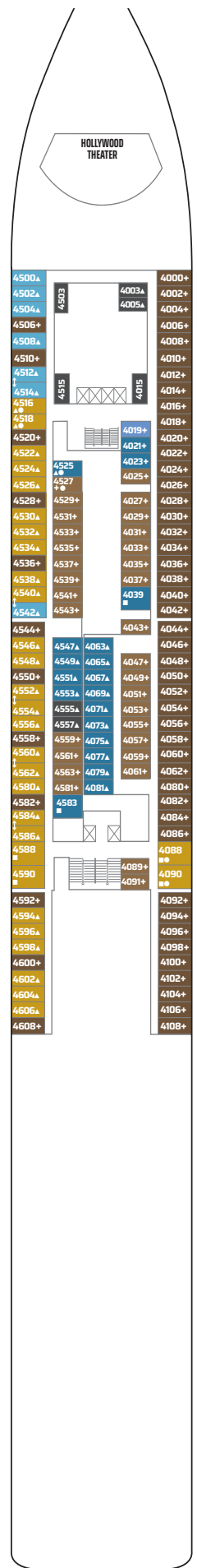
DECK 7



DECK 6



DECK 5



DECK 4

NORWEGIAN CRUISE LINE FLEET OVERVIEW



NORWEGIAN AQUA™

Built	2025	Max Beam.....	41 m	Crew	1,597
Gross tonnage.....	156,300	Draft.....	9 m	Guests (double occupancy).....	3,571
Overall length.....	322 m				



NORWEGIAN VIVA™

Built	2023	Max Beam.....	41 m	Crew	1,506
Gross tonnage.....	143,535	Draft.....	9 m	Guests (double occupancy).....	3,195
Overall length.....	294 m				



NORWEGIAN PRIMA®

Built	2022	Max Beam.....	41 m	Crew	1,506
Gross tonnage.....	143,535	Draft.....	9 m	Guests (double occupancy).....	3,195
Overall length.....	294 m				



NORWEGIAN ENCORE®

Built	2019	Max Beam.....	41 m	Crew	1,735
Gross tonnage.....	169,116	Draft.....	9 m	Guests (double occupancy).....	3,958
Overall length.....	333 m				



NORWEGIAN BLISS®

Built	2018	Max Beam.....	41 m	Crew	1,716
Gross tonnage.....	168,028	Draft.....	9 m	Guests (double occupancy).....	3,958
Overall length.....	333 m				



NORWEGIAN JOY®

Built	2017	Overall length.....	333 m	Crew	1,821
Refurbished	2024	Max Beam.....	41 m	Guests (double occupancy).....	3,728
Gross tonnage.....	167,725	Draft	9 m		



NORWEGIAN ESCAPE®

Built	2015	Overall length.....	326 m	Crew	1,733
Refurbished	2021	Max Beam.....	41 m	Guests (double occupancy).....	4,218
Gross tonnage.....	164,600	Draft	8 m		



NORWEGIAN GETAWAY®

Built	2014	Overall length.....	326 m	Crew	1,646
Refurbished	2020	Max Beam.....	40 m	Guests (double occupancy).....	3,903
Gross tonnage.....	145,655	Draft	8 m		



NORWEGIAN BREAKAWAY®

Built	2013	Overall length.....	326 m	Crew	1,657
Refurbished	2020	Max Beam.....	40 m	Guests (double occupancy).....	3,903
Gross tonnage.....	145,655	Draft	8 m		



NORWEGIAN EPIC®

Built	2010	Overall length.....	329 m	Crew	1,724
Refurbished	2020	Max Beam.....	41 m	Guests (double occupancy).....	4,070
Gross tonnage.....	155,873	Draft	9 m		



NORWEGIAN GEM®

Built	2007	Overall length.....	294 m	Crew	1,070
Refurbished	2022	Max Beam.....	32 m	Guests (double occupancy)	2,344
Gross tonnage	93,530	Draft	9 m		



NORWEGIAN PEARL®

Built	2006	Overall length.....	294 m	Crew	1,072
Refurbished	2021	Max Beam.....	32 m	Guests (double occupancy)	2,344
Gross tonnage	93,530	Draft	8 m		



NORWEGIAN JADE®

Built	2006	Overall length.....	294 m	Crew	1,037
Refurbished	2022	Max Beam.....	32 m	Guests (double occupancy)	2,352
Gross tonnage	93,558	Draft	9 m		



NORWEGIAN JEWEL®

Built	2005	Overall length.....	294 m	Crew	1,069
Refurbished	2022	Max Beam.....	32 m	Guests (double occupancy)	2,330
Gross tonnage	93,502	Draft	9 m		



PRIDE OF AMERICA®

Built	2005	Overall length.....	280 m	Crew	927
Refurbished	2021	Max Beam.....	32 m	Guests (double occupancy)	2,150
Gross tonnage	80,439	Draft	8 m		



NORWEGIAN DAWN®

Built	2002	Overall length.....	294 m	Crew	1,032
Refurbished	2021	Max Beam.....	32 m	Guests (double occupancy)	2,290
Gross tonnage	92,250	Draft	9 m		



NORWEGIAN STAR®

Built	2001	Overall length.....	294 m	Crew	1,031
Refurbished	2021	Max Beam.....	32 m	Guests (double occupancy)	2,298
Gross tonnage	91,740	Draft	9 m		



NORWEGIAN SUN®

Built	2001	Overall length.....	258 m	Crew	906
Refurbished	2018	Max Beam.....	32 m	Guests (double occupancy)	1,878
Gross tonnage	78,309	Draft	8 m		



NORWEGIAN SKY®

Built	1999	Overall length.....	258 m	Crew	899
Refurbished	2022	Max Beam.....	32 m	Guests (double occupancy)	1,944
Gross tonnage	77,104	Draft	8 m		



NORWEGIAN SPIRIT®

Built	1998	Overall length.....	268 m	Crew	904
Refurbished	2022	Max Beam.....	32 m	Guests (double occupancy)	1,972
Gross tonnage	75,904	Draft	8 m		

