

NCL

NORWEGIAN  
CRUISE LINE®

DECK  
BY  
DECK

DECK PLANS &  
ACCOMMODATION GUIDE

FILE COPY ONLY



# NORWEGIAN GETAWAY ACCOMMODATION

## THE HAVEN BY NORWEGIAN®

Located at the top of the ship, The Haven features private keycard access, a 24-hour butler, concierge service, a private courtyard, private restaurant and bar. All Suites offer king-size beds, luxury baths and private balconies.

### H2 THE HAVEN DELUXE OWNER'S SUITE WITH LARGE BALCONY



Located in The Haven, these Suites offer amazing ocean views, a living and dining area with wet bar and an extra-spacious wraparound balcony. They include a king-size bed that faces floor-to-ceiling windows, luxury bath with tub, separate shower and two modern vanity sinks, plus a large wardrobe and dressing area with full wardrobe, double sofa and guest half bathroom.

### H3 THE HAVEN DELUXE OWNER'S SUITE WITH BALCONY



This Suite is located in The Haven and features a separate living and dining area with floor-to-ceiling windows, a king-size bed, luxury bath with a bathtub and separate shower, plus additional bedding that accommodates two more and a guest bathroom. Enjoy the spectacular views from your balcony.

### H6 THE HAVEN 2-BEDROOM FAMILY VILLA WITH BALCONY



Perfect for families, these Villas offer plenty of space and privacy. The master bedroom features a king-size bed and a luxury bath with bathtub and separate shower. The second bedroom has a double sofa bed and bathroom with shower. There is also a living and dining area with additional bedding to accommodate up to two more guests. Experience amazing views from floor-to-ceiling windows and your private balcony.

### H7 THE HAVEN AFT-FACING PENTHOUSE WITH MASTER BEDROOM & LARGE BALCONY

These Penthouses offer unforgettable views with floor-to-ceiling windows and extra-large balcony. Located in The Haven, they feature a king-size bed, luxury bath with bathtub and separate shower, living area with double sofa bed, dining area and guest bathroom.

### HI THE HAVEN PENTHOUSE SUITE WITH BALCONY



Total pampering awaits with features like a private balcony, king-size bed, whirlpool tub, soothing décor and a sitting area with a vanity. This penthouse suite is located near the aft of the ship and includes access to The Haven and all its premium amenities.

### HA THE HAVEN AFT-FACING PENTHOUSE WITH MASTER BEDROOM & BALCONY

These Penthouses offer unforgettable views with floor-to-ceiling windows and balcony. With access to The Haven, they feature a king-size bed, luxury bath with bathtub and separate shower, living and dining area and a separate bedroom with double sofa bed and full bathroom. They offer an unforgettable view from the aft-facing, private balcony.

### HF THE HAVEN COURTYARD PENTHOUSE WITH BALCONY



Accommodating up to three guests, these chic Penthouses located in The Haven feature a king-size bed and single sofa bed, walk-in wardrobe in most and a luxurious bathroom. Admire the spectacular ever-changing views from the balcony.

### HG THE HAVEN FORWARD-FACING PENTHOUSE WITH BALCONY



Get a bird's-eye view of the amazing vistas ahead from your floor-to-ceiling windows and the serenity of your private balcony. Desirably located forward on the corners of decks 9-13, these Penthouses have exclusive keycard access to The Haven Courtyard area, restaurant and lounge and 24-hour butler and concierge service. Featuring a king-size bed, luxury bath with bathtub and separate shower, living area with single sofa bed and a dining area.

### HI THE HAVEN PENTHOUSE SUITE WITH BALCONY

Total pampering awaits with features like a private balcony, king-size bed, whirlpool tub, soothing décor and a sitting area with a vanity. This Penthouse Suite is located near the front of the ship and includes access to The Haven and all its premium amenities.

## CLUB BALCONY SUITES AND BALCONY STATEROOMS

Club Balcony Suites offer a little more space than Balcony staterooms. All staterooms feature two lower beds that convert to a queen-size bed.

### M1 AFT-FACING CLUB BALCONY SUITE

These Club Balcony Suites have plenty of room for you to spread out with two beds that convert to a queen and a large, aft-facing balcony to take in the amazing views.

### M4 FAMILY CLUB BALCONY SUITE

Perfect if you want to bring the kids, these Family Club Balcony Suites are conveniently located near the kids' area, include two beds that convert to a queen, extra bedding for additional guest(s) and a bathtub. Hang out with the gang and enjoy the view from your own private balcony.

### M6 CLUB BALCONY SUITE WITH LARGER BALCONY

Featuring two beds that convert to a queen, extra bedding for two more and a large, private balcony, these Club Balcony Suites also offer amazing views. Enjoy the dining and excitement just steps away from The Waterfront®.

### MA MB CLUB BALCONY SUITE\*



Located mid and forward ship with easy access to everything, these Club Balcony Suites feature two lower beds that convert to a queen-size bed, sofa bed and a private balcony.

### B1 AFT-FACING BALCONY

These staterooms include two lower beds that convert to a queen-size bed and are aft-facing, so the view from your private balcony is amazing.

### B4 FAMILY BALCONY



Perfect for families. Includes two lower beds that convert to a queen-size bed and additional bedding for up to two guests, plus a balcony to enjoy the sparkling waters and beautiful vistas. Some can connect to other staterooms for even more options.

### B6 LARGE BALCONY

These staterooms offer incredible views from the large balcony, two lower beds that convert to a queen-size bed and additional bedding to sleep one or two more.

### BA BB BF BALCONY\*



Balcony staterooms come with two lower beds that convert into a queen-size bed, and some have additional bedding to accommodate one or two more guests. Also includes a sitting area and floor-to-ceiling glass doors that open onto a private balcony. And some can connect to other staterooms, perfect for your group to spread out yet stay together.

### BT SOLO BALCONY

These spacious staterooms include a queen-size bed, sitting area and floor-to-ceiling glass doors that open onto a private balcony. Staterooms are priced exclusively for solo travellers and include access to the private Studio Lounge.

## OCEANVIEW, INSIDE AND STUDIO STATEROOMS

All feature two lower beds that convert to a queen-size bed. Studios feature a full-size bed.

### O4 O5 FAMILY OCEANVIEW\*

Perfect for families, these staterooms include two lower beds that convert to a queen and additional bedding that can accommodate up to three more guests. Sleeps up to five.

### OA OB OCEANVIEW WITH PICTURE WINDOW\*

Enjoy a large picture window with great views and two lower beds that convert to a queen. Sleeps up to four or five.


### OT SOLO OCEANVIEW

These staterooms feature a large round window and a queen-size bed. Staterooms are priced exclusively for solo travellers and include access to the private Studio Lounge.

### I4 FAMILY INSIDE

An affordable family option, these staterooms include two lower beds that convert to a queen-size bed and two Pullman beds. Plus, some can connect so you can spread out yet stay together.

### IA IB IC IF INSIDE\*



These Inside staterooms are the most affordable way to cruise. They include two lower beds that convert into a queen-size bed and additional bedding to accommodate one or two more guests. Sleeps up to four.

### IT SOLO INSIDE

These staterooms include a queen-size bed and the same amenities as other inside staterooms. Staterooms are priced exclusively for solo travellers and include access to the private Studio Lounge.

### T1 SOLO STUDIO

Private keycard access complex comprised of staterooms specifically designed and priced for the solo traveller. Featuring a full-size bed, a one-way window to the corridor and separate areas for your bathroom, sink and shower, in 9 square metres of living space. Plus, some can connect to each other so you can stay close yet still enjoy your privacy. Includes access to the private Studio Lounge. No single supplement required.

# NORWEGIAN GETAWAY SCHEMATICS

**H2** The Haven Deluxe Owner's Suite with Large Balcony. Sleeps up to four.



**H6** The Haven 2-Bedroom Family Villa with Balcony. Sleeps up to six.



**HF** The Haven Courtyard Penthouse with Balcony. Sleeps up to three.



**HI** The Haven Penthouse Suite with Balcony. Sleeps up to two.



**O4** Family Oceanview. Sleeps up to four.



**MA** Club Balcony Suite. Sleeps up to four.



**BA** Balcony. Sleeps up to four.



**IF** Inside. Sleeps up to four.



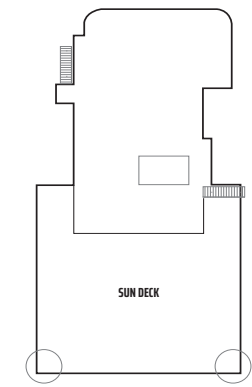
**T1** Solo Studio. Sleeps one.



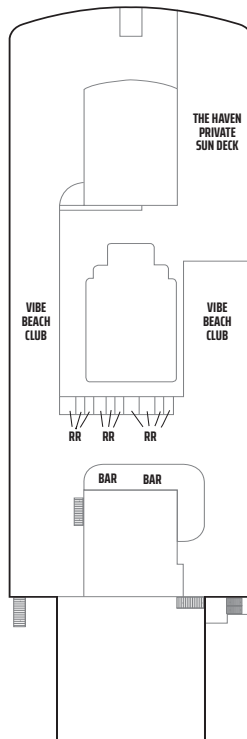
# NORWEGIAN GETAWAY DECK PLANS

## LEGEND

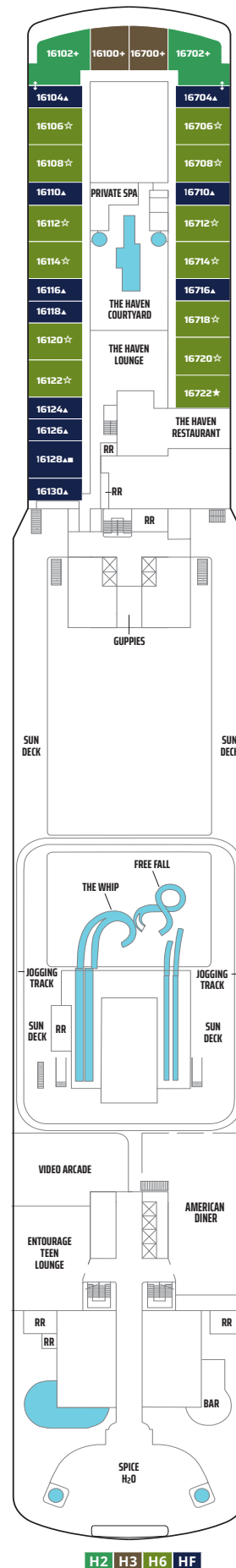
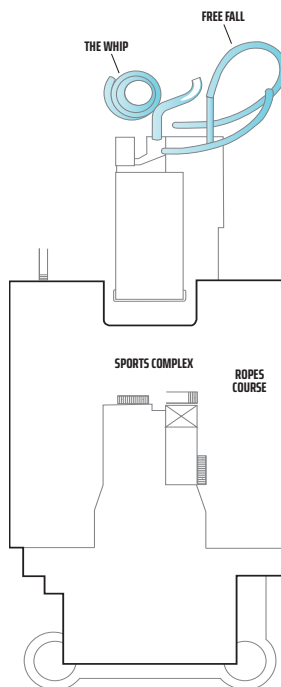
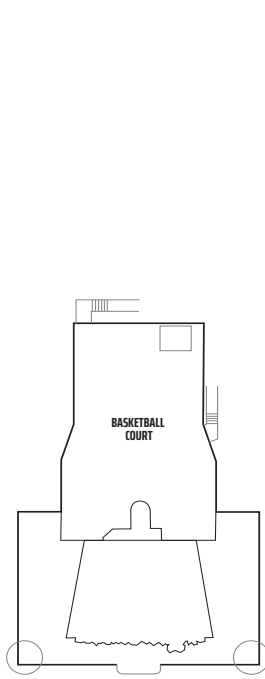
- Wheelchair Accessible
- ↕ Connecting staterooms
- ▲ Third-person occupancy available
- + Third- and/or fourth-person occupancy available
- ★ Third-, fourth- and/or fifth-person occupancy available
- ☆ Up to sixth-person occupancy available
- Inside stateroom door opens to centre interior corridor and not towards balcony staterooms
- Solid Inside Stateroom wall
- ☒ Elevator
- RR Restroom
- PrivaSea (partially enclosed) balcony



DECK 18

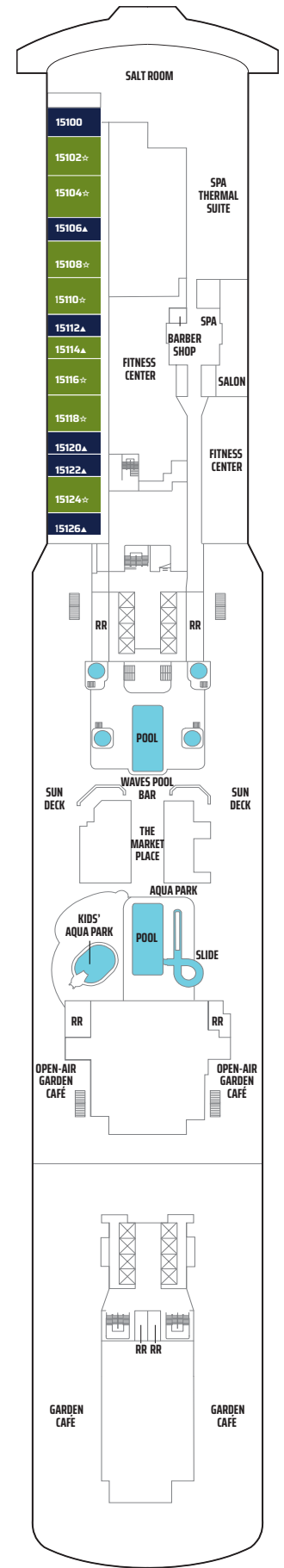


DECK 17



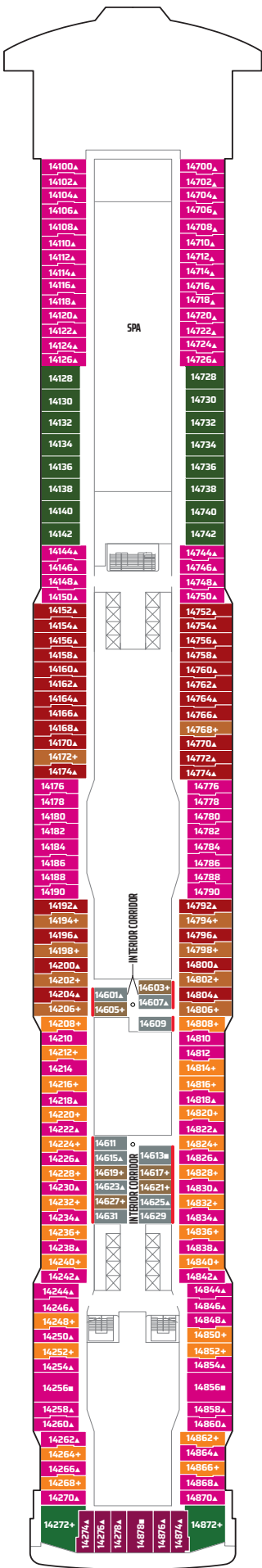
H2 | H3 | H6 | HF

DECK 16

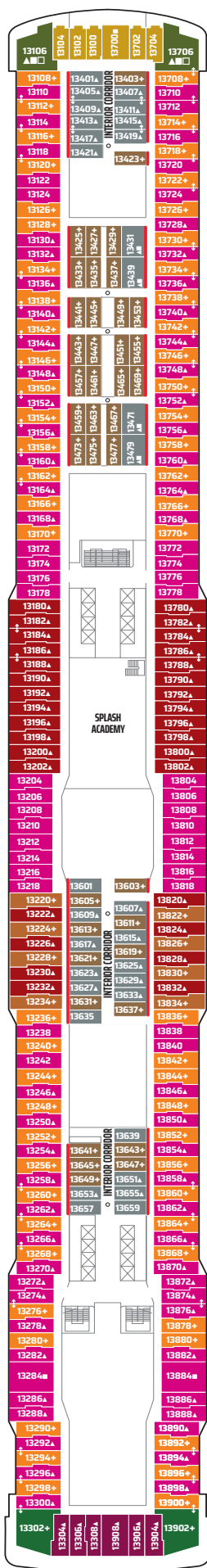


H6 | HF

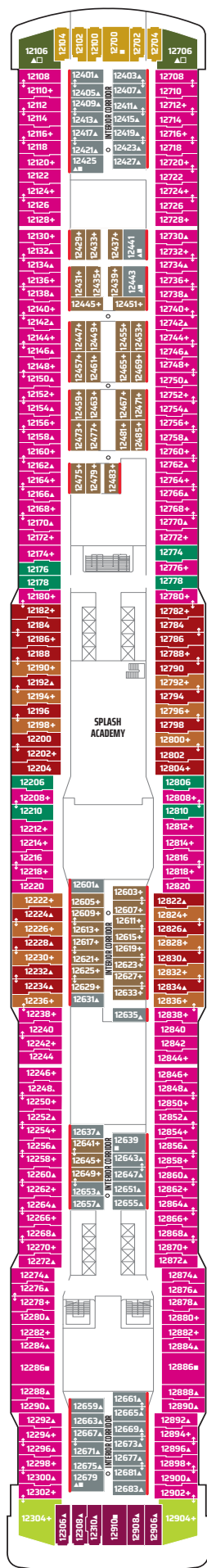
DECK 15



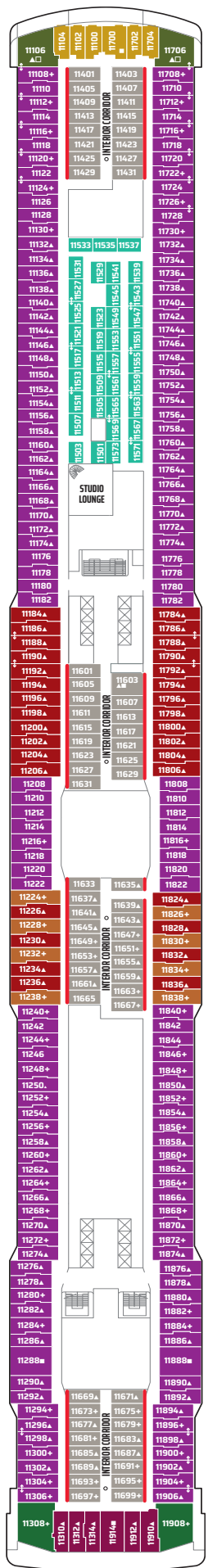
DECK 14



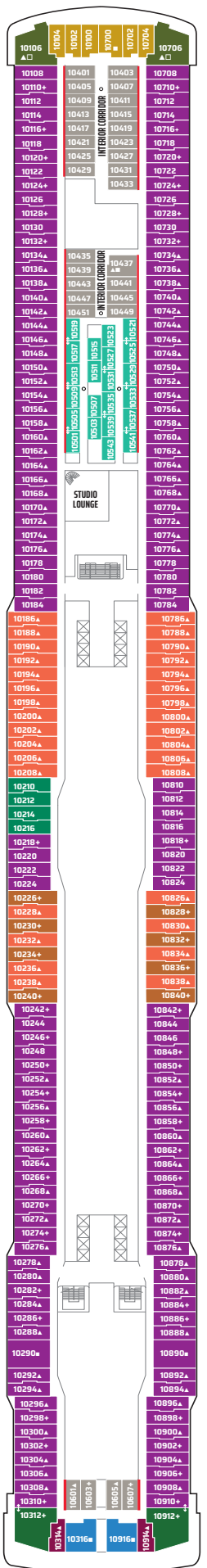
DECK 13



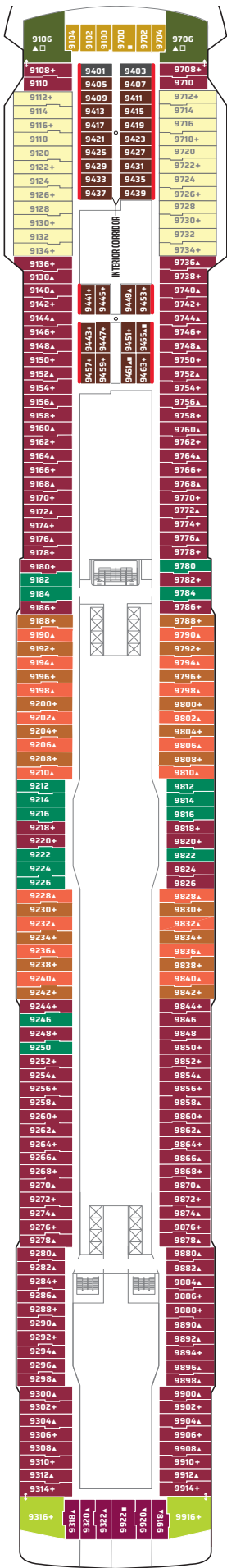
DECK 12



DECK 11

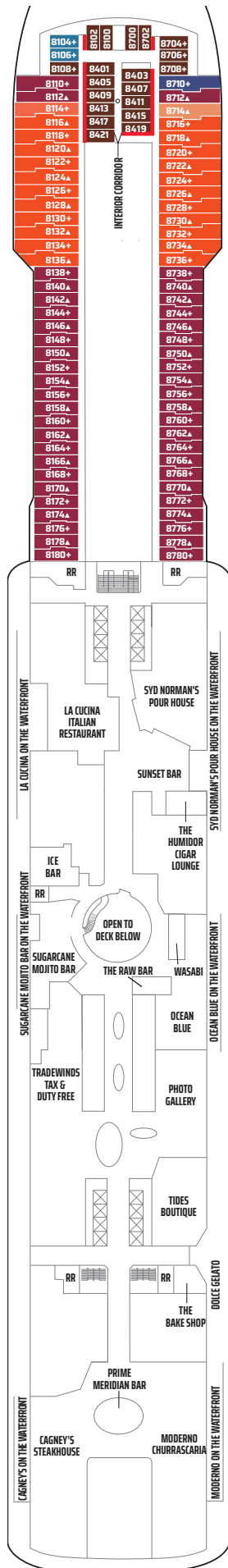


DECK 10



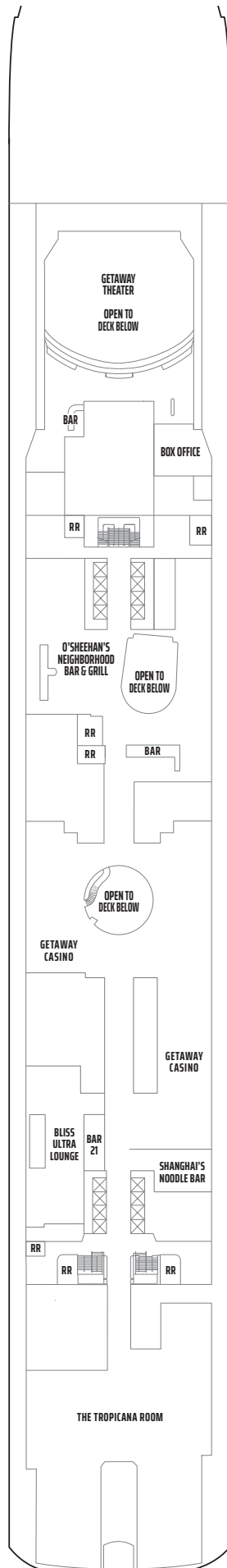
H7 HG M4 MB MX B1 B6  
BF BT OA OX IC IT IX

DECK 9

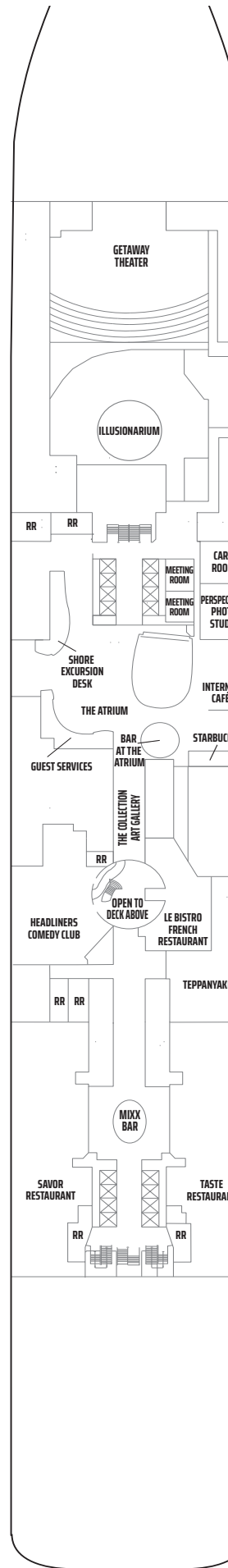


M6 MB BF BX  
IC IF MX


DECK 8



DECK 7



DECK 6



O5 O4 O8 OT  
OX IF IT IX

DECK 5

# NORWEGIAN CRUISE LINE FLEET OVERVIEW



## NORWEGIAN AQUA™

Built .....	2025	Max Beam.....	41 m	Crew .....	1,597
Gross tonnage.....	156,300	Draft.....	9 m	Guests (double occupancy).....	3,571
Overall length.....	322 m				



## NORWEGIAN JOY®

Built .....	2017	Overall length.....	333 m	Crew .....	1,821
Refurbished .....	2024	Max Beam.....	41 m	Guests (double occupancy).....	3,728
Gross tonnage.....	167,725	Draft.....	9 m		



## NORWEGIAN VIVA™

Built .....	2023	Max Beam.....	41 m	Crew .....	1,506
Gross tonnage.....	143,535	Draft.....	9 m	Guests (double occupancy).....	3,195
Overall length.....	294 m				



## NORWEGIAN ESCAPE®

Built .....	2015	Overall length.....	326 m	Crew .....	1,733
Refurbished .....	2021	Max Beam.....	41 m	Guests (double occupancy).....	4,218
Gross tonnage.....	164,600	Draft.....	8 m		



## NORWEGIAN PRIMA®

Built .....	2022	Max Beam.....	41 m	Crew .....	1,506
Gross tonnage.....	143,535	Draft.....	9 m	Guests (double occupancy).....	3,195
Overall length.....	294 m				



## NORWEGIAN GETAWAY®

Built .....	2014	Overall length.....	326 m	Crew .....	1,646
Refurbished .....	2020	Max Beam.....	40 m	Guests (double occupancy).....	3,903
Gross tonnage.....	145,655	Draft.....	8 m		



## NORWEGIAN ENCORE®

Built .....	2019	Max Beam.....	41 m	Crew .....	1,735
Gross tonnage.....	169,116	Draft.....	9 m	Guests (double occupancy).....	3,958
Overall length.....	333 m				



## NORWEGIAN BREAKAWAY®

Built .....	2013	Overall length.....	326 m	Crew .....	1,657
Refurbished .....	2020	Max Beam.....	40 m	Guests (double occupancy).....	3,903
Gross tonnage.....	145,655	Draft.....	8 m		



## NORWEGIAN BLISS®

Built .....	2018	Max Beam.....	41 m	Crew .....	1,716
Gross tonnage.....	168,028	Draft.....	9 m	Guests (double occupancy).....	3,958
Overall length.....	333 m				



## NORWEGIAN EPIC®

Built .....	2010	Overall length.....	329 m	Crew .....	1,724
Refurbished .....	2020	Max Beam.....	41 m	Guests (double occupancy).....	4,070
Gross tonnage.....	155,873	Draft.....	9 m		





**NORWEGIAN GEM®**

Built .....	2007	Overall length.....	294 m	Crew .....	1,070
Refurbished .....	2022	Max Beam.....	32 m	Guests (double occupancy) .....	2,344
Gross tonnage .....	93,530	Draft.....	9 m		



**NORWEGIAN DAWN®**

Built .....	2002	Overall length.....	294 m	Crew .....	1,032
Refurbished .....	2021	Max Beam.....	32 m	Guests (double occupancy) .....	2,290
Gross tonnage .....	92,250	Draft.....	9 m		



**NORWEGIAN PEARL®**

Built .....	2006	Overall length.....	294 m	Crew .....	1,072
Refurbished .....	2021	Max Beam.....	32 m	Guests (double occupancy) .....	2,344
Gross tonnage .....	93,530	Draft.....	8 m		



**NORWEGIAN STAR®**

Built .....	2001	Overall length.....	294 m	Crew .....	1,031
Refurbished .....	2021	Max Beam.....	32 m	Guests (double occupancy) .....	2,298
Gross tonnage .....	91,740	Draft.....	9 m		



**NORWEGIAN JADE®**

Built .....	2006	Overall length.....	294 m	Crew .....	1,037
Refurbished .....	2022	Max Beam.....	32 m	Guests (double occupancy) .....	2,352
Gross tonnage .....	93,558	Draft.....	9 m		



**NORWEGIAN SUN®**

Built .....	2001	Overall length.....	258 m	Crew .....	906
Refurbished .....	2018	Max Beam.....	32 m	Guests (double occupancy) .....	1,878
Gross tonnage .....	78,309	Draft.....	8 m		



**NORWEGIAN JEWEL®**

Built .....	2005	Overall length.....	294 m	Crew .....	1,069
Refurbished .....	2022	Max Beam.....	32 m	Guests (double occupancy) .....	2,330
Gross tonnage .....	93,502	Draft.....	9 m		



**NORWEGIAN SKY®**

Built .....	1999	Overall length.....	258 m	Crew .....	899
Refurbished .....	2022	Max Beam.....	32 m	Guests (double occupancy) .....	1,944
Gross tonnage .....	77,104	Draft.....	8 m		



**PRIDE OF AMERICA®**

Built .....	2005	Overall length.....	280 m	Crew .....	927
Refurbished .....	2021	Max Beam.....	32 m	Guests (double occupancy) .....	2,150
Gross tonnage .....	80,439	Draft.....	8 m		



**NORWEGIAN SPIRIT®**

Built .....	1998	Overall length.....	268 m	Crew .....	904
Refurbished .....	2022	Max Beam.....	32 m	Guests (double occupancy) .....	1,972
Gross tonnage .....	75,904	Draft.....	8 m		

