

NCL
NORWEGIAN
CRUISE LINE®

DECK BY DECK

DECK PLANS &
ACCOMMODATION GUIDE



NORWEGIAN SUN ACCOMMODATION

SUITES

All Suites include butler and concierge service. This generous accommodation includes queen-size beds, separate living and dining areas, luxury baths and private balconies.

SA OWNER'S SUITE WITH LARGE BALCONY



These Owner's Suites with a Large Balcony are great for up to four guests. They include a living room, dining room and separate bedroom with a queen-size bed that converts into two lowers. Along with a luxury bath and guest bath, plus an amazing balcony with hot tub so you can relax while enjoying incredible views. Plus, they can connect to a Balcony Stateroom, perfect when travelling with family or friends. Includes butler and concierge service.

SF AFT-FACING PENTHOUSE WITH LARGE BALCONY



You will have an amazing getaway in these stylish Penthouses that sleep up to four guests. Includes a bedroom with queen-size bed that converts into two lowers, plus additional bedding to accommodate two more. Along with a luxury bath with whirlpool tub and a large, aft-facing balcony offering magnificent views. They also can connect to aft-facing Balcony staterooms so you can spread out and enjoy the magnificent views together. Includes butler and concierge service.

SG FORWARD-FACING PENTHOUSE WITH BALCONY

Enjoy the perfect retreat in these amazing Penthouses that sleep up to four guests. Includes a queen-size bed that converts into two lowers, luxury bath with whirlpool tub and a walk-in wardrobe. Take in the stunning views from your private, forward-facing balcony. Includes bedding to accommodate two more guests and the luxury of butler and concierge service.

SH PENTHOUSE WITH BALCONY

With lots of space, you will have an incredible getaway in these Penthouses that sleep four guests. Features a queen-size bed that converts into two lowers, additional bedding to accommodate two more, luxury bath with shower and a walk-in wardrobe. Along with a private balcony to enjoy the amazing views. Includes butler and concierge service.

CLUB BALCONY SUITES

For those who prefer a little more space than the standard Balcony stateroom, Club Balcony Suites are the perfect solution.

M1 AFT-FACING CLUB BALCONY SUITE

These Club Balcony Suites sleep up to four guests and feature two lower beds that convert into a queen-size, additional bedding to accommodate two more, plus a luxury bath and walk-in wardrobe. Not to mention the amazing aft-facing view from your private balcony.

MA CLUB BALCONY SUITE

These Club Balcony Suites sleep up to four guests and feature two lower beds that convert into a queen-size bed, plus additional bedding to accommodate two more guests. Along with a luxury bath with shower, walk-in wardrobe and sitting area. And enjoy the unforgettable views from your private balcony. Plus, some can connect to an Owner's Suite or Balcony stateroom so you can spread out yet stay together.

BALCONY STATEROOMS

Floor-to-ceiling glass doors open to a private balcony. Two lower beds convert to a queen-size bed. Includes a sofa bed.

B1 AFT-FACING BALCONY

With room for up to three guests, these aft-facing staterooms offer incredible views. They feature two lower beds that convert into a queen-size bed and a single sofa bed to accommodate one more. Along with a sitting area, floor-to-ceiling glass doors and a private balcony to enjoy the views and fresh ocean breezes. Plus, they can connect to an Aft-Facing Penthouse so you can spread out yet marvel at the stunning vistas together.

B4 B5 FAMILY BALCONY*

These Family Balcony staterooms are perfect if you want to bring the whole family. With room for up to five guests, there are two lower beds that convert into a queen-size bed and additional bedding to accommodate up to three more. Also includes a sitting area and floor-to-ceiling glass doors that open to a private balcony.

BA BB BF BALCONY*



With room for up to four guests, these staterooms have two lower beds that convert into a queen-size bed or two stationary beds, and some feature additional bedding to accommodate up to two more. Along with a sitting area, floor-to-ceiling glass doors and a private balcony with great views.

BT SOLO BALCONY

These spacious staterooms include a queen-size bed, sitting area and floor-to-ceiling glass doors that open onto a private balcony. Staterooms are priced exclusively for solo travellers.

OCEANVIEW STATEROOMS

Windows offer views of the latest port. All feature two lower beds that convert to a queen-size bed.

O4 O5 FAMILY OCEANVIEW*

Perfect for the whole family, these staterooms accommodate up to five guests. They feature two lower beds that convert into a queen-size bed and additional bedding to accommodate up to three more. Also includes a picture window to enjoy the great views.

OA OB OCEANVIEW WITH PICTURE WINDOW*

With room for up to three guests, these staterooms include two lower beds that convert into a queen-size bed, and some feature a single sofa bed or a pullman to accommodate one more. You'll also have a big picture window to enjoy the amazing view. Plus, some can connect, which is a great option when travelling with family or friends.

OC OCEANVIEW WITH LARGE PORTHOLE

Up to three guests will enjoy these Oceanview staterooms that feature two lower beds that convert into a queen-size bed, and some include additional bedding to accommodate one more. Along with a sitting area and a large porthole that offers great views, some can connect so you can spread out yet stay together.

OT SOLO OCEANVIEW

These staterooms feature a large round window and a queen-size bed. Staterooms are priced exclusively for solo travellers.

OK OBSTRUCTED OCEANVIEW

These Oceanview staterooms sleep up to four guests and feature a porthole with an obstructed view, two lower beds that convert into a queen-size bed and additional bedding to accommodate up to two more. Some can connect for even more options to spread out.

INSIDE STATEROOMS

These staterooms are the most affordable way to cruise with many of the same amenities as an Oceanview stateroom. All have two lower beds.

I4 I5 FAMILY INSIDE*

These Inside staterooms are the most affordable way for the whole family to cruise. With room for up to five, you'll have two lower beds that convert into a queen-size bed and additional bedding to sleep up to three more.

IA IB IF INSIDE*

With room for up to four guests, these staterooms are the most affordable way to cruise. They include two lower beds that convert into a queen-size bed, and some feature additional bedding for up to two more guests.

IT SOLO INSIDE

These staterooms include a queen-size bed and the same amenities as other inside staterooms. Staterooms are priced exclusively for solo travellers.

NORWEGIAN SUN SCHEMATICS

SA Owner's Suite with Large Balcony. Sleeps up to four.



SH Penthouse with Balcony. Sleeps up to four.



MA Club Balcony Suite. Sleeps up to four.



BA Balcony. Sleeps up to four.



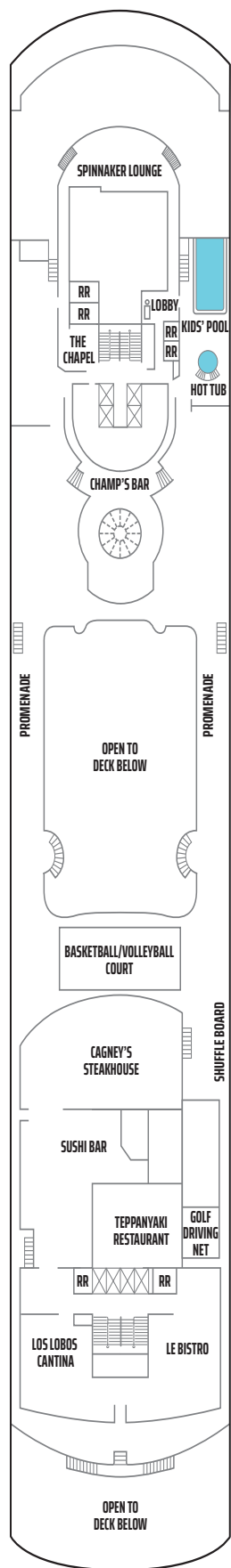
OA Oceanview with Picture Window. Sleeps up to three.



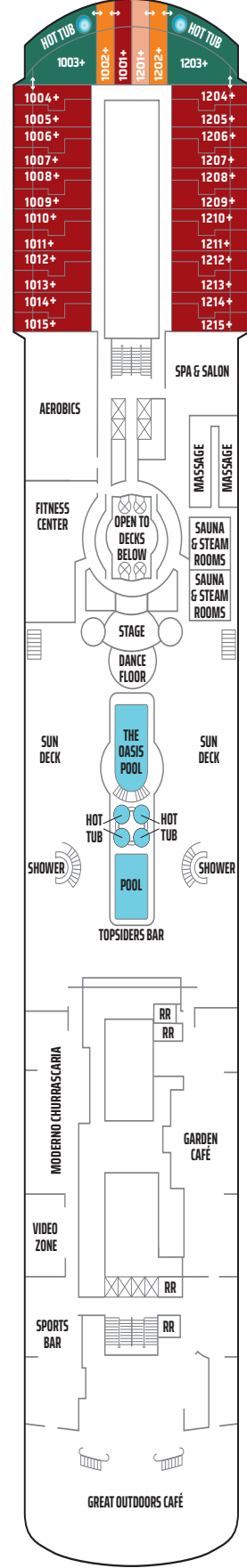
NORWEGIAN SUN DECK PLANS

LEGEND

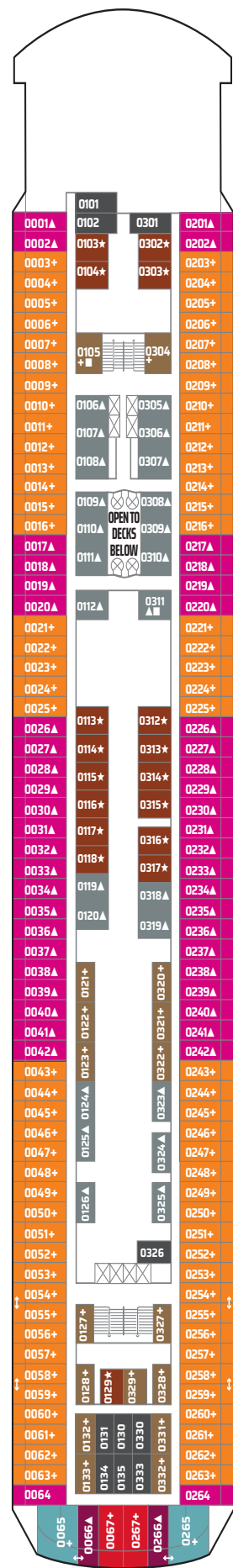
- Wheelchair Accessible
- Stateroom equipped for the hearing-impaired
- Connecting staterooms
- Third-person occupancy available
- Third- and/or fourth-person occupancy available
- Third-, fourth- and/or fifth-person occupancy available
- PrivaSea
- Elevator
- Elevator
- Restroom



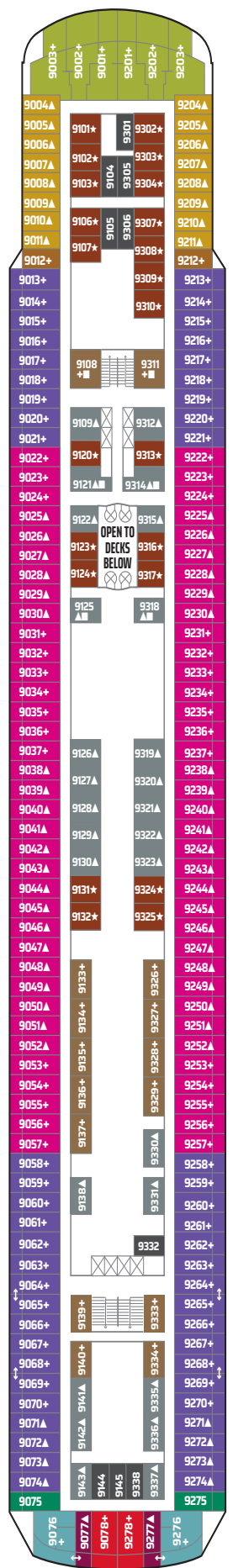
SPORTS DECK 12




POOL DECK 11



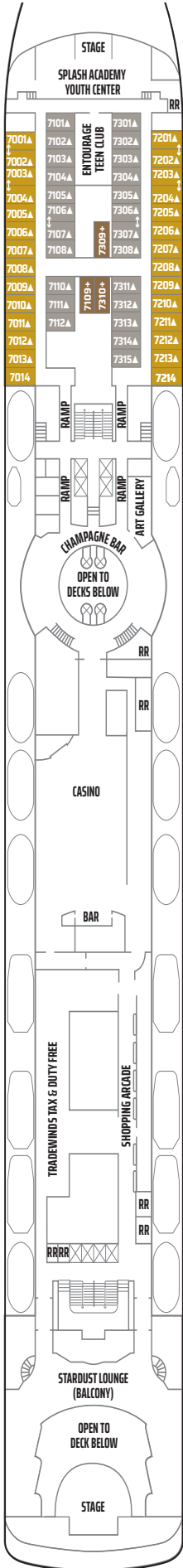
NORWAY DECK 10




FJORD DECK 9



VIKING DECK 8

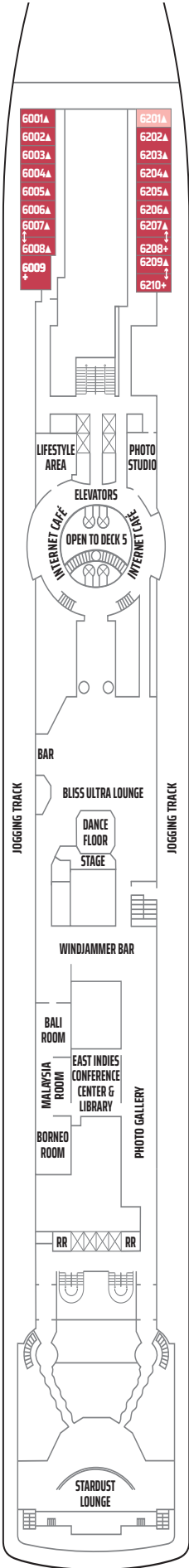


INTERNATIONAL DECK 7

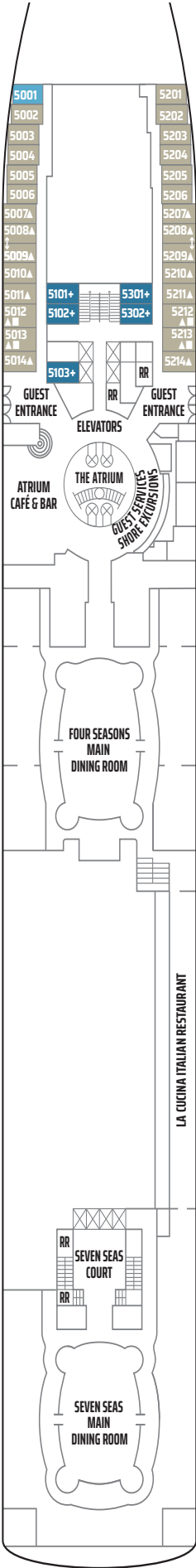


There is no elevator access to Oslo Deck 6A.

OSLO DECK 6A



PROMENADE DECK 6



ATLANTIC DECK 5



BISCAYNE DECK 4

NORWEGIAN CRUISE LINE FLEET OVERVIEW



NORWEGIAN AQUA™

Built	2025	Max Beam.....	41 m	Crew	1,597
Gross tonnage.....	156,300	Draft.....	9 m	Guests (double occupancy).....	3,571
Overall length.....	322 m				



NORWEGIAN VIVA™

Built	2023	Max Beam.....	41 m	Crew	1,506
Gross tonnage.....	143,535	Draft.....	9 m	Guests (double occupancy).....	3,195
Overall length.....	294 m				



NORWEGIAN PRIMA®

Built	2022	Max Beam.....	41 m	Crew	1,506
Gross tonnage.....	143,535	Draft.....	9 m	Guests (double occupancy).....	3,195
Overall length.....	294 m				



NORWEGIAN ENCORE®

Built	2019	Max Beam.....	41 m	Crew	1,735
Gross tonnage.....	169,116	Draft.....	9 m	Guests (double occupancy).....	3,958
Overall length.....	333 m				



NORWEGIAN BLISS®

Built	2018	Max Beam.....	41 m	Crew	1,716
Gross tonnage.....	168,028	Draft.....	9 m	Guests (double occupancy).....	3,958
Overall length.....	333 m				



NORWEGIAN JOY®

Built	2017	Overall length.....	333 m	Crew	1,821
Refurbished	2024	Max Beam.....	41 m	Guests (double occupancy).....	3,728
Gross tonnage.....	167,725	Draft	9 m		



NORWEGIAN ESCAPE®

Built	2015	Overall length.....	326 m	Crew	1,733
Refurbished	2021	Max Beam.....	41 m	Guests (double occupancy).....	4,218
Gross tonnage.....	164,600	Draft	8 m		



NORWEGIAN GETAWAY®

Built	2014	Overall length.....	326 m	Crew	1,646
Refurbished	2020	Max Beam.....	40 m	Guests (double occupancy).....	3,903
Gross tonnage.....	145,655	Draft	8 m		



NORWEGIAN BREAKAWAY®

Built	2013	Overall length.....	326 m	Crew	1,657
Refurbished	2020	Max Beam.....	40 m	Guests (double occupancy).....	3,903
Gross tonnage.....	145,655	Draft	8 m		



NORWEGIAN EPIC®

Built	2010	Overall length.....	329 m	Crew	1,724
Refurbished	2020	Max Beam.....	41 m	Guests (double occupancy).....	4,070
Gross tonnage.....	155,873	Draft	9 m		



NORWEGIAN GEM®

Built	2007	Overall length.....	294 m	Crew	1,070
Refurbished	2022	Max Beam.....	32 m	Guests (double occupancy)	2,344
Gross tonnage	93,530	Draft	9 m		



NORWEGIAN PEARL®

Built	2006	Overall length.....	294 m	Crew	1,072
Refurbished	2021	Max Beam.....	32 m	Guests (double occupancy)	2,344
Gross tonnage	93,530	Draft	8 m		



NORWEGIAN JADE®

Built	2006	Overall length.....	294 m	Crew	1,037
Refurbished	2022	Max Beam.....	32 m	Guests (double occupancy)	2,352
Gross tonnage	93,558	Draft	9 m		




NORWEGIAN JEWEL®

Built	2005	Overall length.....	294 m	Crew	1,069
Refurbished	2022	Max Beam.....	32 m	Guests (double occupancy)	2,330
Gross tonnage	93,502	Draft	9 m		



PRIDE OF AMERICA®

Built	2005	Overall length.....	280 m	Crew	927
Refurbished	2021	Max Beam.....	32 m	Guests (double occupancy)	2,150
Gross tonnage	80,439	Draft	8 m		



NORWEGIAN DAWN®

Built	2002	Overall length.....	294 m	Crew	1,032
Refurbished	2021	Max Beam.....	32 m	Guests (double occupancy)	2,290
Gross tonnage	92,250	Draft	9 m		



NORWEGIAN STAR®

Built	2001	Overall length.....	294 m	Crew	1,031
Refurbished	2021	Max Beam.....	32 m	Guests (double occupancy)	2,298
Gross tonnage	91,740	Draft	9 m		



NORWEGIAN SUN®

Built	2001	Overall length.....	258 m	Crew	906
Refurbished	2018	Max Beam.....	32 m	Guests (double occupancy)	1,878
Gross tonnage	78,309	Draft	8 m		



NORWEGIAN SKY®

Built	1999	Overall length.....	258 m	Crew	899
Refurbished	2022	Max Beam.....	32 m	Guests (double occupancy)	1,944
Gross tonnage	77,104	Draft	8 m		



NORWEGIAN SPIRIT®

Built	1998	Overall length.....	268 m	Crew	904
Refurbished	2022	Max Beam.....	32 m	Guests (double occupancy)	1,972
Gross tonnage	75,904	Draft	8 m		

